



Warning: Before installation, commissioning, and operation, ensure that the pressure transmitter is suitable for the application in terms of measuring range, design and environmental conditions. Non-observance can result in serious injury and/or damage to equipment.

Intended use: This instrument converts pressure into an electrical signal.

The instrument has been designed and built solely for the intended use described here and may only be used accordingly. If the equipment is used in a different manner, the protection provided by the equipment may be impaired and Trafag shall not be liable for any claims at all.

Datasheets

EPR 8283



www.trafag.com/H72319

EPI 8287



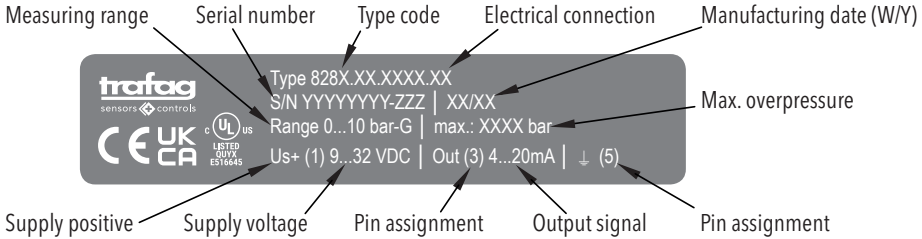
www.trafag.com/H72317

EPN 8288



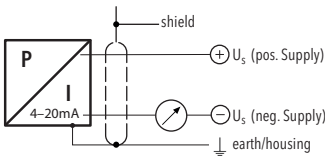
www.trafag.com/H72318

Type label description (Example)

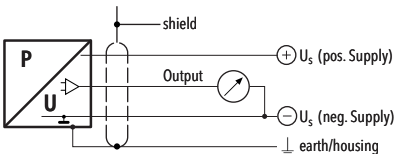


Connection of the measuring equipment

Current output 2-wires



Voltage output 3-wires



Electrical connections

Designation	EN175301-803A (DIN43650-A)	M12x1 5-pol.	Packard Metri Pack 3-pol.	MIL-C 26482	Cable (PVC)(PUR) 4 x 0.25mm ²	
Type code	828X.XX.XXXX.05	828X.XX.XXXX.35	828X.XX.XXXX.51	828X.XX.XXXX.02	825X.XX.XXXX.22/24/08	
Ambient temperature range	-40°C ... +125°C	-40°C ... +125°C	-40°C ... +125°C	-40°C ... +125°C	22: -5°C ... +60°C 08: -20°C ... +100°C 24: -20°C ... +70°C	
UL-rated ambient temperature range	-20°C ... +80°C	-20°C ... +80°C	-20°C ... +80°C	-20°C ... +80°C	22: -5°C ... +60°C 08: -20°C ... +80°C 24: -20°C ... +70°C	
Pin configuration						RD: red BK: black WH: white GN: green BN: brown YE: yellow YE/GN: yellow/green

Designation	DIN 72585 Code 1
Type code	828X.XX.XXXX.25
Ambient temperature range	-40°C ... +125°C
UL-rated ambient temperature range	-20°C ... +80°C
Pin configuration	

Output

4 ... 20 mA
0 ... 5 VDC
0.5 ... 5 VDC
1 ... 6 VDC
0 ... 10 VDC
0.5 ... 4.5 VDC ratiom.

Load resistance

(USUPPLY -9V) / 20mA
> 2.5 kΩ
> 5.0 kΩ
> 5.0 kΩ
> 5.0 kΩ
≥ 5.0 kΩ

ISUPPLY

(=Signal output)
≤ 20 mA
≤ 20 mA
≤ 20 mA
≤ 20 mA
≤ 20 mA
≤ 20 mA

USUPPLY

9 ... 32 VDC
9 ... 32 VDC
9 ... 32 VDC
9 ... 32 VDC
15 ... 32 VDC
4.75 ... 5.25 VDC

Adjustment of connector EN 175301-803 A

Only versions without Loctite securing of housing nut

