



Warning: Before installation, commissioning, and operation, ensure that the pressure transmitter is suitable for the application in terms of measuring range, design and environmental conditions. Non-observance can result in serious injury and/or damage to equipment.

Intended use: This instrument converts pressure into an electrical signal.

The instrument has been designed and built solely for the intended use described here and may only be used accordingly. If the equipment is used in a different manner, the protection provided by the equipment may be impaired and Trafag shall not be liable for any claims at all.

**Datasheets**

**EPR 8293**

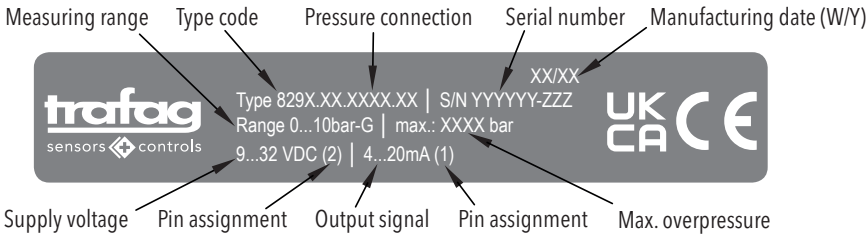
**EPN/EPNCR 8298**



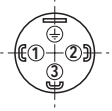
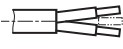
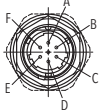

[www.trafag.com/H72311](http://www.trafag.com/H72311)

[www.trafag.com/H72312](http://www.trafag.com/H72312)

**Type label description (example)**



**Electrical connections**

<b>Designation</b>	EN175301-803A (DIN43650-A)	Cable	MIL-C 26482	DIN 72585 Code 1
<b>Type code</b>	<b>829X.XX.XXXX.04/05</b>	<b>829X.XX.XXXX.78</b>	<b>829X.XX.XXXX.02</b>	<b>829X.XX.XXXX.25</b>
<b>Pin configuration</b>				

**Output**

4 ... 20 mA  
0.5 ... 4.5 VDC

**Load resistance**

( $U_{SUPPLY} - 9V$ ) / 20mA  
≥ 15.0 kΩ

**I<sub>SUPPLY</sub>**

≤ 12 mA

**U<sub>SUPPLY</sub>**

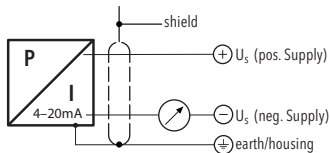
9 ... 32 VDC  
5 VDC ± 0.25 VDC ratiom.

## Mounting torque

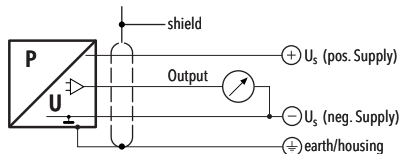
829X.XX.XX17.XX...	G 1/4":	25 Nm ± 5Nm
829X.XX.XX19.XX...	R 1/4":	depending on application
829X.XX.XX11.XX...	G 1/2":	25 Nm ± 5Nm (manometer)
829X.XX.XX30.XX...	NPT 1/4":	25 Nm ± 5Nm
829X.XX.XX51.XX...	NPT 1/2":	25 Nm ± 5Nm
829X.XX.XX28.XX...	M14x1.5:	(Conical seal: 58°): 30 Nm ± 5Nm
829X.XX.XX29.XX...	M18x1.5:	(Conical seal: 58°): 30 Nm ± 5Nm

## Connection of the measuring equipment

### Current output 2-wires



### Voltage output 3-wires



## Adjustment of connector EN 175301-803 A

⚠ Only versions without Loctite securing of housing nut

